

Information For Medical Care

acceptance Except appointments.

8:00.-11:00. (also for medicine or injections only)

Reception Lines

First-Time Visit

1. First medical consultation
 2. Other medical consultation
- Show your medical letter of introduction if you have one.

Re-Visit #1

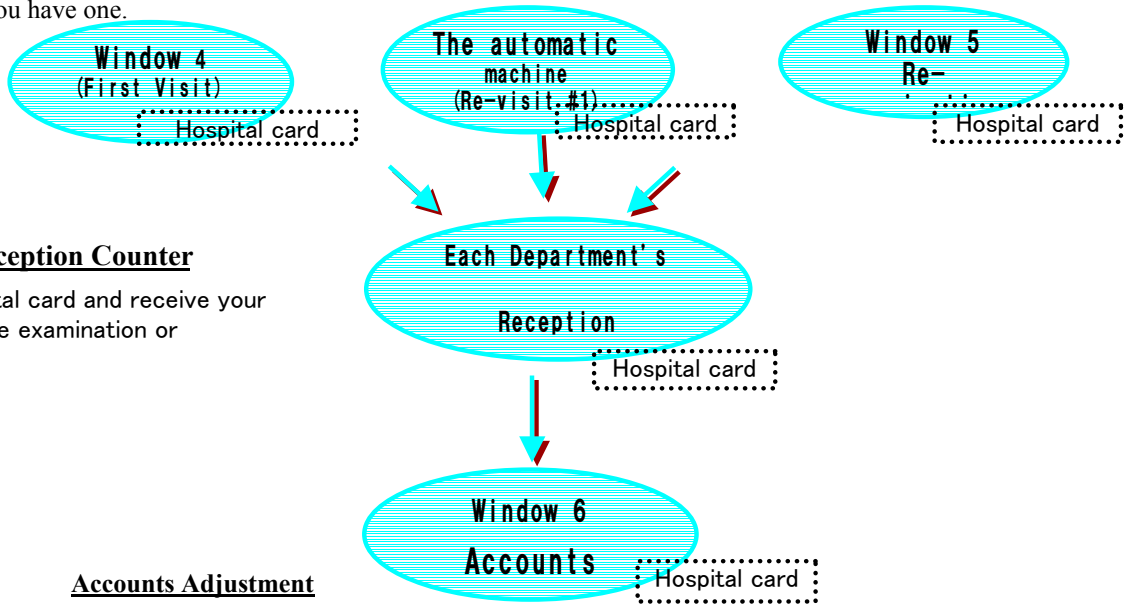
- For those who have shown their health insurance card within the last three months.

Re-Visit #2

- For those who have not shown their health insurance card within the last three months.

Departmental Reception Counter

- Submit your hospital card and receive your hospital file after the examination or consultation.



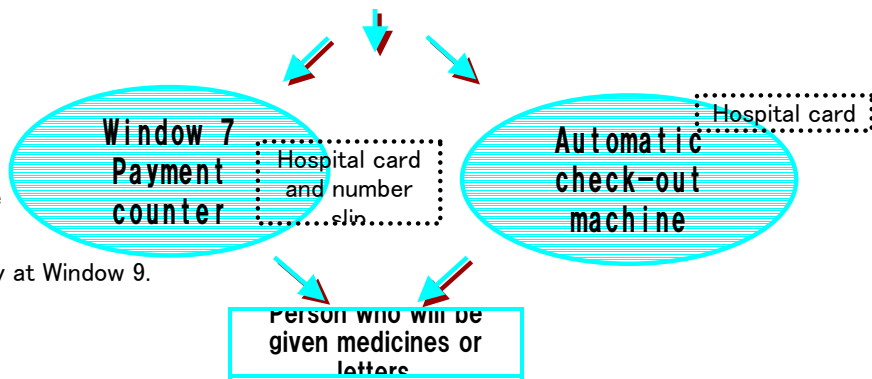
Accounts Adjustment

- Submit your hospital file and receive a number slip.
- Pay your medical fee after your number shows up on the plasma display panel.
- ※ Whilst you are under medical care you must show your health insurance card once a month.

Payment

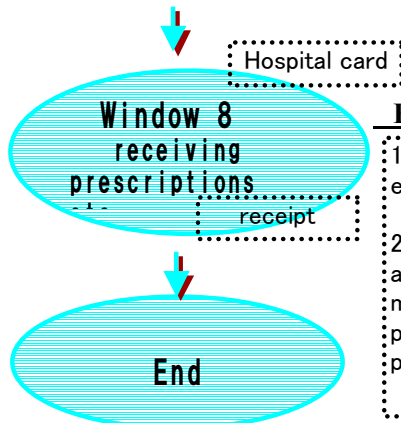
- Pay your medical fee with hospital card.
- After payment, receive a receipt, and an exchange slip for medicine and appointment.

※ Note: If after 3:50pm, please pay at Window 9.



Prescription Window

If you have a prescription or letter, please show your number slip and receipt.



Extramural Prescription

1. Receive your medication at the external dispensing pharmacy.
2. To prepare your medication in advance you may also use the fax machine at the corner to fax your prescription to the dispensing pharmacy.

Emergency Center System

Physicians and surgeons provide medical care for emergency cases such as accident and critical physical conditions at night and on holidays. For patients other than these please be treated at the outpatient section during usual opening hours.

- Medical treatment is prioritized according to condition of patients. Hence, please note that it may take more time until your turn arrives.
- Emergency medical examination is also conducted at night or on holidays.
- A day's medical prescription due to emergency.
- Be sure to receive recommended treatment later.